



# DW-HE24/1.5

## LED Strips - For Tunable Applications



- High efficacy dynamic white linear LED strip for tunable applications
- 14 diodes per 2" cut point
- 7 diodes per one color temperature
- Ambient operating temp: -4-160°F
- Installation temp: 50-100°F | Storage temp: -4-140°F
- Calculated L70 = 70000 hrs
- When using DALI and DMX power supplies, LED wattage must be doubled

1	2	3	4	5	6	7	8
V/WATTS	RATED	CCT	CONNECTOR/WIRE IN	CONNECTOR/WIRE OUT	WIRE COLOR	WIRE TYPE	ILLUMINATED LENGTH
DW-HE24/1.5							

Sample Part Number: **DW-HE24/1.5-DRY-20/27-BW-CLS-WH-CL2-200"**

1	V/WATTS		2	RATED		3	CCT		4	CONNECTOR/WIRE IN		5	CONNECTOR/WIRE OUT				
<b>DW-HE24/1.5</b>  Voltage: 24VDC Wattage: 1.5W/ft LED engine is built with 3 wires requiring 0-10V, DMX or DALI control. Using DALI, DMX, or non QTL power supplies may double watts/ft. See following pages for compatible power supplies.			<b>DRY</b> IP20 <b>DMP</b> IP54 <b>WET</b> IP67			<b>20/27</b> 2000K/2700K <b>20/30</b> 2000K/3000K <b>27/40</b> 2700K/4000K <b>27/55</b> 2700K/5500K			<b>BW</b> Bare Wire (Standard 24") <b>CLS</b> Closed End (No feed) <b>CON6</b> Connector 6" <b>CON24</b> Connector 24"  Connector/Wire In not needed to specify product. Typical selection is BW. BW: Standard length is 24", Max length is 120". Request custom length by writing in part number next to BW (example: BW48)			<b>BW</b> Bare Wire (Standard 24") <b>CLS</b> Closed End (No feed) <b>CON6</b> Connector 6" <b>CON24</b> Connector 24"  Connector/Wire Out not needed to specify product. Typical selection is CLS or BW. BW: Standard length is 24", Max length is 120". Request custom length by writing in part number next to BW (example: BW48)					
6	WIRE COLOR					7	WIRE TYPE					8	ILLUMINATED LENGTH				
<b>WH</b> White <b>BK</b> Black						<b>CL2</b> Class 2 <b>CL2P</b> Class 2 Plenum Rated  CL2P only available with bare wire leads (BW)						<b>DRY:</b> 2"-384" in 2" increment <b>DMP:</b> 2"-180" in 2" increment <b>WET:</b> 2"-360" in 2" increment  Dry version also available in reel lengths of 32' (Class 2) and 100'. Each reel will have a 2' soldered lead wire attached. Contact factory for larger reels.  Available in reel lengths of 32' (Class 2) and 100'. Each reel will have a 2' soldered lead wire attached. Contact factory for larger reels.					

## COMPATIBLE EXTRUSIONS

	WIDE	ROUND	TORQ	TRES	LALO	TALO	ARKA	TELA	VEVE	FLUR	EMBD	LATO	MDIN	OPTI-FLAT	OPTI-OPTICS	THIN
DRY	✓	✓	✓	✓	✓	✓	✓	✓	✓	✓	✓	✓	✓	✓	✓	✓
DMP	✓	✓	✓	✓	✓	✓	✓	✓	✓	✓	✓	✓	✓	✓		✓
WET	✓				✓	✓	✓	✓			✓ EXCLUDES 30', 45', 60" LENS		✓	✓		✓ NO LENS

5 year warranty | Warranty only valid with QTL power supplies | Field modifications must comply with QTL's installation methods otherwise warranty is null & void | All data has +/- 5% tolerance | UL Listed | Consult factory for alternate Kelvin temperature | Title 24 - JA8-2019 Strips: DRY and WET rated, 2000K and above



# DW-HE24/1.5

LED Strips - For Tunable Applications

## 3 CCT – LUMENS/CRI - DELIVERED LUMENS

### DRY

[Calculated L70 = 70000 hrs]  
Tested with DW-HE24/1.5-DRY

CCT	Lumen/ft	Luminous Efficacy	CRI Ra	CRI R9	TM30 Rf	TM30 Rg	Circuit Wattage
2000K	142	97 Lm/W	93	63	88	105	1.46
2400K	***	***	***	***	***	***	***
2700K	170	109 Lm/W	97	97	94	100	1.56
3000K	178	116 Lm/W	98	96	93	99	1.54
4000K	181	132 Lm/W	97	95	92	100	1.50
5500K	200	125 Lm/W	96	92	90	98	1.50

### DMP

[Calculated L70 = 70000 hrs]  
Tested with DW-HE24/1.5-DMP

CCT	Lumen/ft	CRI Ra
2000K	**	**
2400K	**	**
2700K	**	**
3000K	**	**
4000K	**	**
5500K	**	**

### WET

[Calculated L70 = 70000 hrs]  
Tested with DW-HE24/1.5-WET

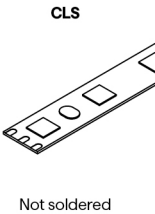
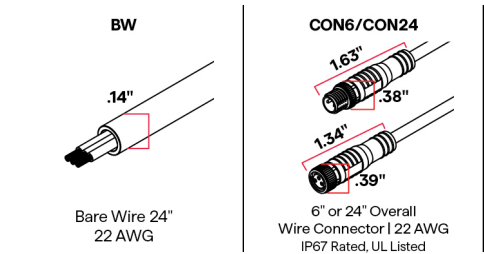
CCT	Lumen/ft	CRI Ra
2000K	**	**
2400K	**	**
2700K	**	**
3000K	**	**
4000K	**	**
5500K	**	**

## TEMPERATURE RATINGS

	Min	Max
Ambient Operating Temp - Surface	-4°F	160°F
Storage Temp	-4°F	140°F
Installation Temp	-50°F	100°F

## 4 / 5 CONNECTOR/WIRE – IN/OUT

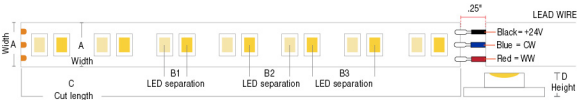
Connector/Wire In or Out not needed to specify product. Standard configuration is BW for Wire In and CLS for Wire out



## 6 WIRE COLOR



## 8 ILLUMINATED LENGTH - DIMENSIONS



Section (in)	A	B1	B2	B3	C	D
DRY (IP20)	0.39"	0.07"	0.20"	0.27"	2.00"	0.05"
DMP (IP54)	0.39"	0.07"	0.20"	0.27"	2.00"	0.12"
WET (IP67)	0.47"	0.07"	0.20"	0.27"	2.00"	0.18"



DW-HE24/1.5

LED Strips - For Tunable Applications

COMPATIBLE POWER SUPPLIES

See power supplies cut sheets for more information. Data subject to change, all data has +/- 5% tolerance.

DIM TO LEVEL	INDOOR	OUTDOOR
	DW-HE Tunable Applications	DW-HE Tunable Applications
0.1%	QT-CAB-eLED+DALI-DT6 QT-CAB-eLED+DALI-DT8 QT-CAB-eLED+DALI-DT8-AWN QT-CAB-eLED+TW QT-CAB-eLED+TW-AWN QTM-eLED+DALI-DT6 QTM-eLED+DALI-DT8 QTM-eLED+DALI-DT8-AWN QTM-eLED+TW QTM-eLED+TW-AWN QZ-DMX	Q-SET-QZ-DMX QOM-eLED+DALI-DT6 QOM-eLED+DALI-DT8 QOM-eLED+PS-DALI-DT6 QOM-eLED+PS-DALI-DT8 QOM-eLED+TW QZ-DMX
1%	QZ-DALI-DT8	Q-SET+QZ-DALI-DT8 QZ-DALI-DT8
10%	Non-Dim Power Supply with TW App Dongle	















DIMMING PROTOCOL	INDOOR	OUTDOOR
	DW-HE Tunable Applications	DW-HE Tunable Applications
0-10V	QT-CAB-eLED+TW QT-CAB-eLED+TW-AWN QTM-eLED+TW QTM-eLED+TW-AWN	QOM-eLED+TW
Lutron Athena	QT-CAB-eLED+DALI-DT8-AWN QT-CAB-eLED+TW-AWN QTM-eLED+DALI-DT8-AWN QTM-eLED+TW-AWN	
DMX LED wattage must be doubled for DW-HE products	QZ-DMX	Q-SET-QZ-DMX QZ-DMX
DALI-2: DT6 LED wattage must be doubled for DW-HE products except for AWN	QT-CAB-eLED+DALI-DT6 QTM-eLED+DALI-DT6	QOM-eLED+DALI-DT6
DALI-2: DT8 LED wattage must be doubled for DW-HE products except for AWN	QT-CAB-eLED+DALI-DT8 QT-CAB-eLED+DALI-DT8-AWN QTM-eLED+DALI-DT8 QTM-eLED+DALI-DT8-AWN QZ-DALI-DT8	Q-SET+QZ-DALI-DT8 QOM-eLED+DALI-DT8 QZ-DALI-DT8
SCENE App Dimmed	Non-Dim Power Supply with TW App Dongle	




# DW-HE24/1.5

LED Strips - For Tunable Applications

## COMPATIBLE MOUNTING ACCESSORIES

<b>QUOVA-MICRO</b>  QUOVA Knife Edge	<b>SHIELD A - Medium</b>  For standalone use	<b>SHIELD B - Medium</b>  For use within extrusions	<b>BL-GRAZER</b>  Backwards L Mounting Bracket	<b>BL-MICRO</b>  Backwards L Mounting Bracket	<b>BL-LARGE</b>  Backwards L Mounting Bracket	<b>SD-L-LARGE</b>  L Mounting Bracket	<b>SD-L-MEDIUM</b>  L Mounting Bracket	<b>SD-L-MICRO</b>  L Mounting Bracket	<b>SD-J-LARGE</b>  J Mounting Bracket
<b>IQ-STRAP</b>  Plastic strap, Fits all LED strips	<b>IQ-CLIP-SS12</b>  Metal clip, Fits DMP strip	<b>IQ-CLIP-SS10</b>  Metal clip, Fits WET strip	<b>IQ-CLIP-PL</b>  Plastic clip, Fits WET strip						

## COMPATIBLE WIRING ACCESSORIES



UL Listed, miniature junction box, DRY/DMP (WET rated with silicone)

## COMPATIBLE CONTROL ACCESSORIES



Wi-Fi or Bluetooth Connectivity

## COMPATIBLE APPS

